

Scaled data based on original data using  
LM-79-08 Approved Method: Electrical and Photometric Measurements of Solid-  
State Lighting Products

Test Report Prepared for  
Cooper Lighting Solutions  
(formerly Eaton)

Brand: McGRAW-EDISON

Report Number: P227028

Luminaire Tested: **ISW-AF-350-LED-E1-SL4-7050-ULG**

Issue Date: 3/3/2020

**Test Information**

Test Method: LM-79-08  
Report Number: P227028  
TEST IS SCALED FROM IESNA LM-79-08 TEST DATA (P35947)-DOWNLIGHT AND  
Test Lab: INNOVATION CENTER-P3  
Issue Date: 3/3/2020  
Manufacturer: COOPER LIGHTING SOLUTIONS (FORMERLY EATON)  
Product Line: MCGRAW-EDISON  
Catalog Number: ISW-AF-350-LED-E1-SL4-7050-ULG  
Description: IMPACT ELITE LED WEDGE LUMINAIRE WITH UPLIGHT  
LIGHT SQUARE WITH ACCULED OPTICS-TYPE IV W/SPILL CONTROL, WITH UPLIGHT  
GLOW  
Light Source: (16) 5000K CCT, 70 CRI LEDs and (1) UPLIGHT LED  
Ballast/Driver: ELECTRONIC DRIVER

**Summary**

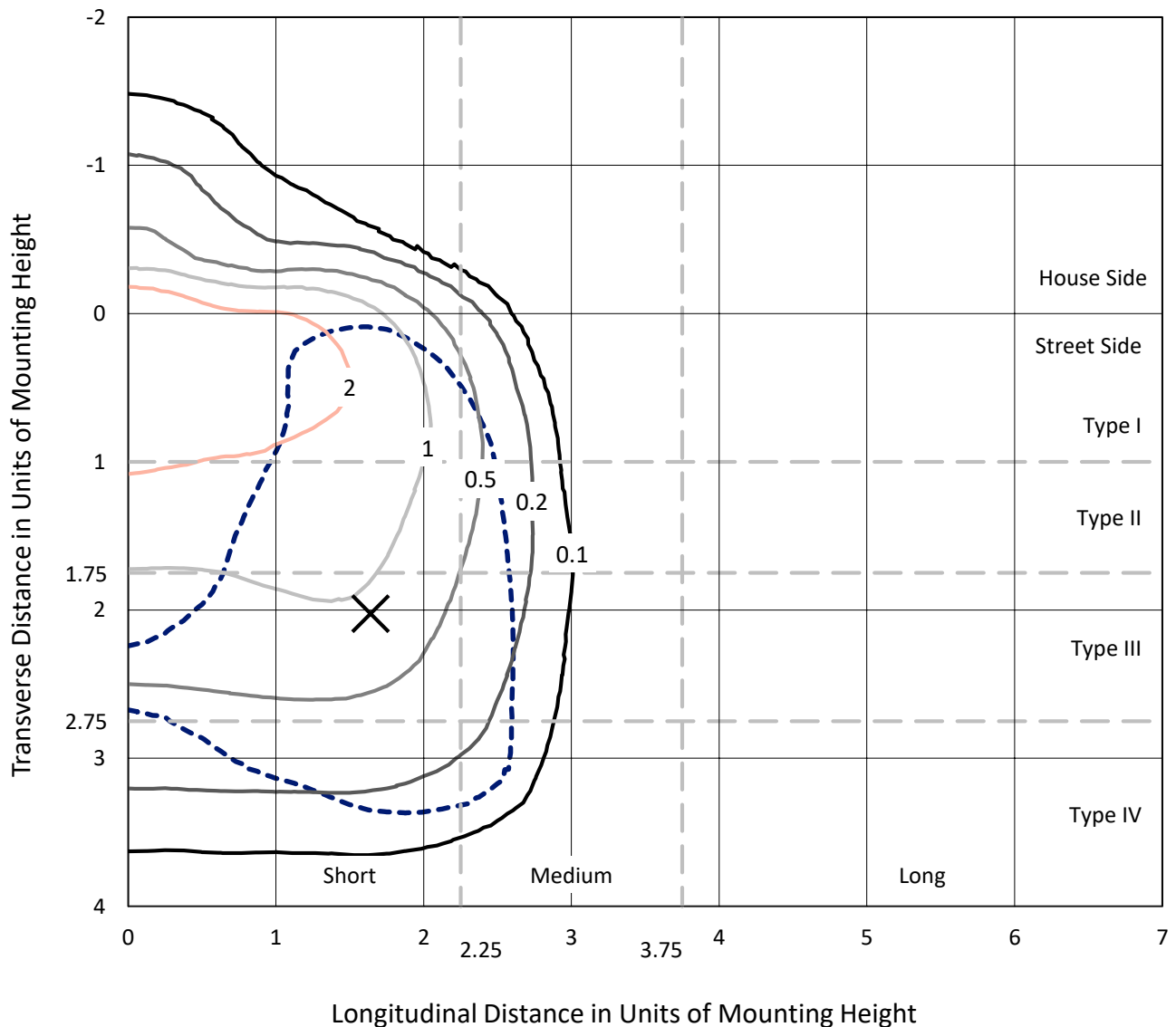
Lumens per Lamp: N/A  
Luminaire Lumens: 3971 lumens  
Efficiency: N/A  
Efficacy: 107.9 lumens/watt  
Luminous Opening: Rectangular w/ Sides (W: 0.5' x L: 0.5' x H: 0.54')  
IES Classification: Type IV - Short - Non-Cutoff  
BUG Rating: B0 - U5 - G1  
  
Input Watts (W): 36.79  
Input Voltage (V): 120  
Input Current (Ain): NR  
Voltage Rise (V): NR  
Power Factor: NR  
Total Harmonic Distortion (THDi): NR  
Frequency (hertz): 60  
Stabilization Time: NR  
Operation Time: NR  
Ambient Temperature (°C): NR  
Test Distance: 25 FT



REPORT NUMBER: P227028  
 CATALOG NUMBER: ISW-AF-350-LED-E1-SL4-7050-ULG

### Iso-Footcandle Lines of Horizontal Illumination

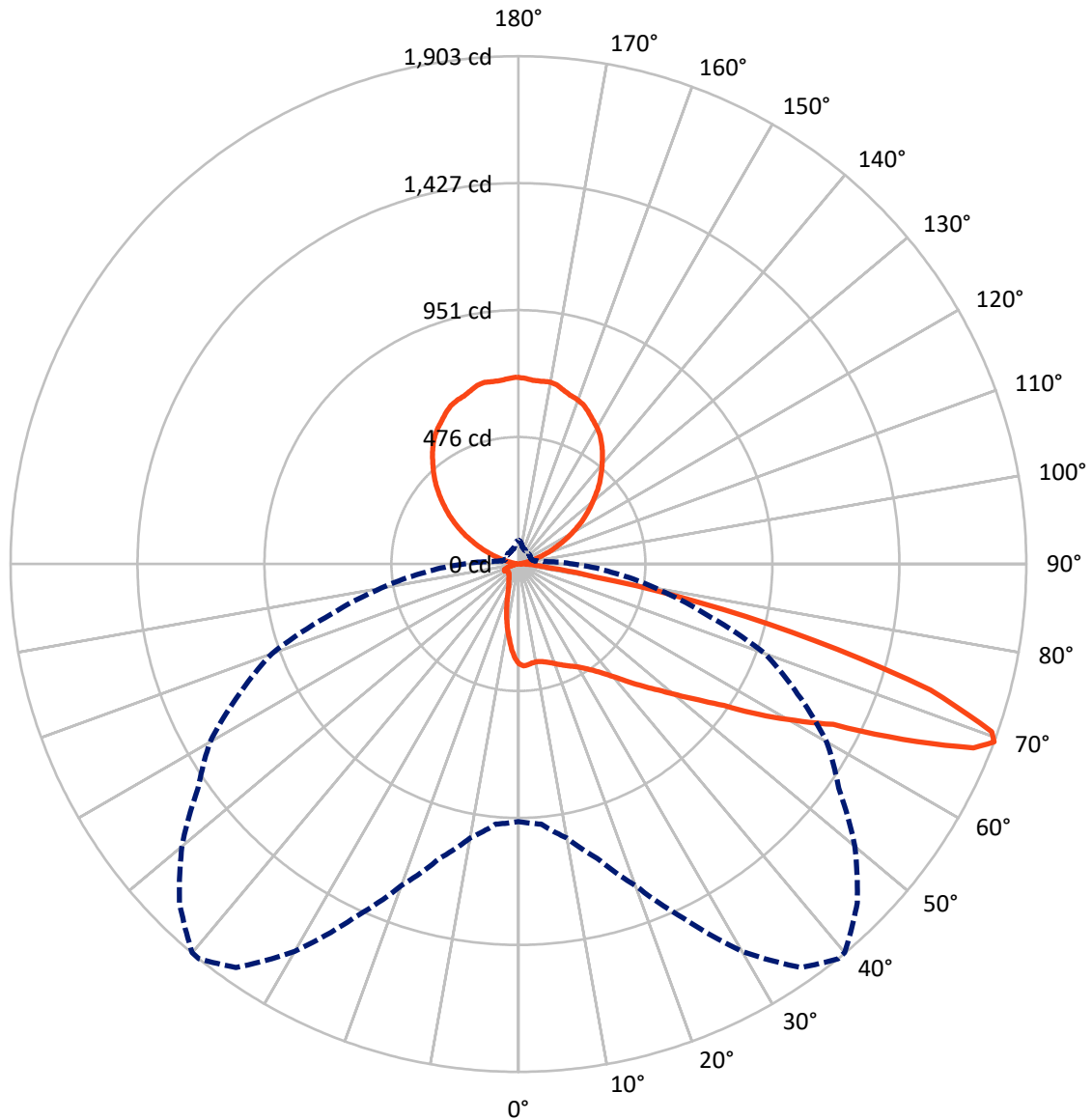
✕ Max cd  
 - - - 1/2 Max cd



Based on 10 foot mounting height. Maximum calculated value = 3.7 fc  
 Type IV - Short - Non-Cutoff

REPORT NUMBER: P227028  
CATALOG NUMBER: ISW-AF-350-LED-E1-SL4-7050-ULG

### Luminous Intensity Polar Plot



— Vertical Plane Through 39-Deg Lateral    - - - Horizontal Cone Through 69-Deg Vertical

REPORT NUMBER: P227028

CATALOG NUMBER: ISW-AF-350-LED-E1-SL4-7050-ULG

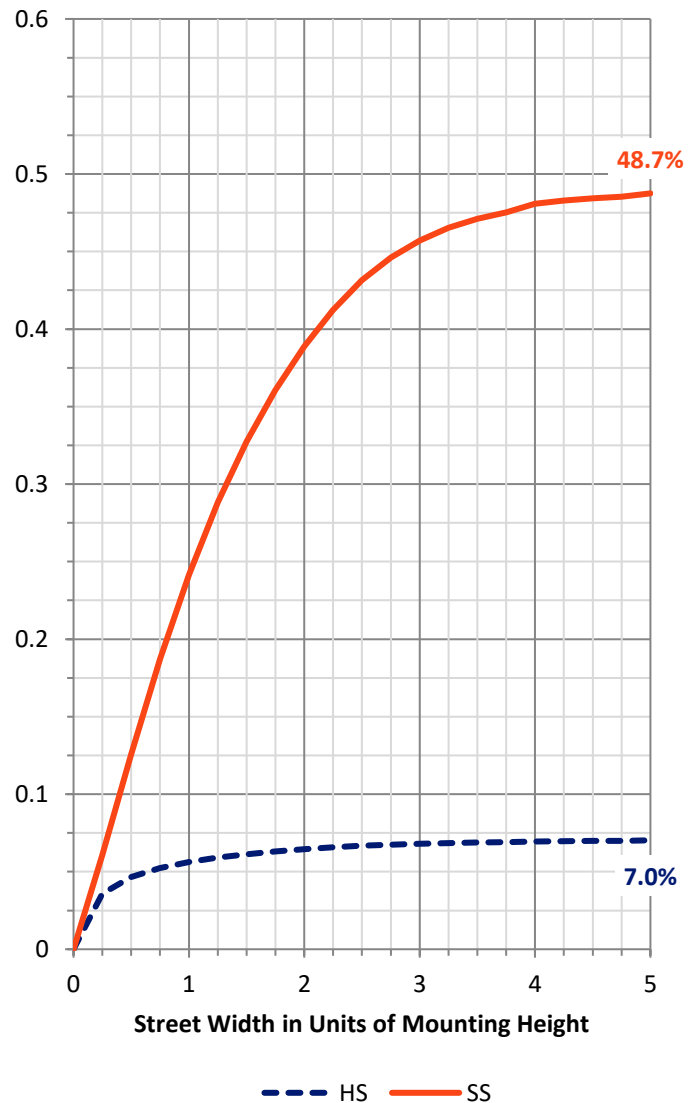
**FLUX DISTRIBUTION:**

		Downward	Upward	Total
<b>House Side</b>	Lumens	283.3	867.6	1150.9
	% Fixture	7.1	21.8	29.0
<b>Street Side</b>	Lumens	1952.0	868.1	2820.1
	% Fixture	49.2	21.9	71.0
<b>Total</b>	Lumens	2235.2	1735.8	3971.0
	% Fixture	56.3	43.7	100.0

**Coefficient of Utilization**

**ZONAL LUMENS:**

Zone	Lumens	% Fixture
0°-10°	32.3	0.8
10°-20°	81.5	2.1
20°-30°	126.8	3.2
30°-40°	191.7	4.8
40°-50°	306.7	7.7
50°-60°	482.0	12.1
60°-70°	649.0	16.3
70°-80°	321.9	8.1
80°-90°	43.3	1.1
90°-100°	9.9	0.2
100°-110°	57.4	1.4
110°-120°	166.1	4.2
120°-130°	273.2	6.9
130°-140°	336.8	8.5
140°-150°	344.6	8.7
150°-160°	290.3	7.3
160°-170°	191.2	4.8
170°-180°	66.3	1.7
0°-90°	2235.2	56.3
0°-180°	3971.0	100.0



REPORT NUMBER: P227028

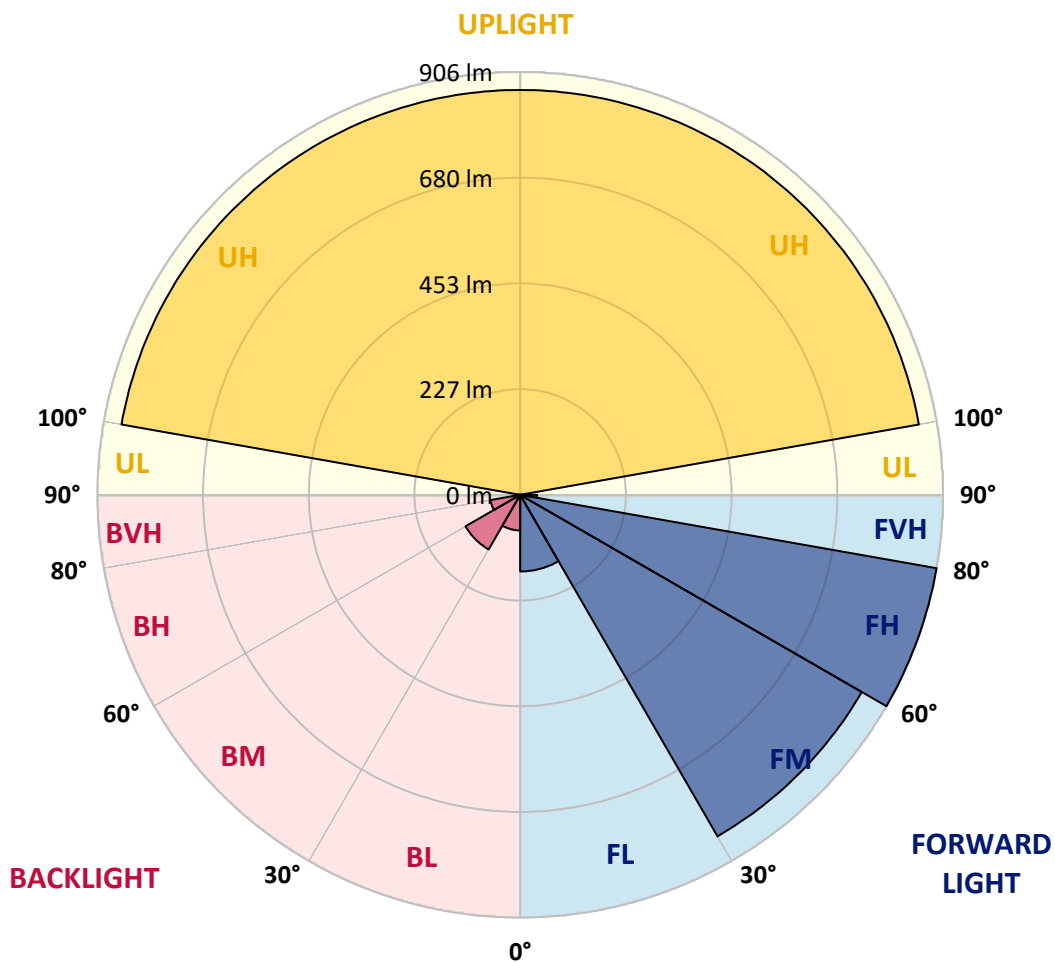
CATALOG NUMBER: ISW-AF-350-LED-E1-SL4-7050-ULG

**LUMINAIRE CLASSIFICATION SYSTEM LUMEN TABLE AND BUG RATING:**

Zone		Lumens	% Fixture	Zone Rating/Lumen Limit		
				B	U	G
FL	(0°-30°)	164.3	4.1			
FM	(30°-60°)	845.3	21.3			
FH	(60°-80°)	906.2	22.8			G1/1800
FVH	(80°-90°)	36.1	0.9			G1/100
BL	(0°-30°)	76.3	1.9	B0/110		
BM	(30°-60°)	135.1	3.4	B0/220		
BH	(60°-80°)	64.7	1.6	B0/110		G0/110
BVH	(80°-90°)	7.2	0.2			G0/10
UL	(90°-100°)	9.9	0.2		U1/10	
UH	(100°-180°)	867.6	21.8		U4/1000	

**BUG Rating: B0-U5-G1**

Type IV Short





REPORT NUMBER: P227028

CATALOG NUMBER: ISW-AF-350-LED-E1-SL4-7050-ULG

**CANDELA DISTRIBUTION (FULL):**

	0°	5°	10°	15°	20°	25°	30°	35°	39°	40°	45°
0°	374.3	374.3	374.3	374.3	374.3	374.3	374.3	374.3	374.3	374.3	374.3
2.5°	383.4	383.7	383.7	384.1	382.7	382.7	383.0	381.6	382.3	381.9	380.1
5°	384.1	384.5	384.1	384.5	382.7	381.9	380.5	378.7	379.4	379.0	376.5
7.5°	382.3	382.7	381.9	382.3	380.1	378.7	376.5	375.0	374.0	373.6	370.3
10°	378.3	379.4	377.9	379.0	377.2	375.8	374.7	373.2	372.5	372.1	368.5
12.5°	372.5	373.2	373.6	375.0	375.0	375.4	375.4	374.3	374.7	374.3	371.4
15°	367.1	369.6	372.1	373.6	376.5	378.3	379.8	379.4	380.5	380.1	378.3
17.5°	367.1	369.2	373.6	378.3	383.7	386.3	388.5	388.5	388.8	388.1	385.2
20°	368.5	372.5	379.8	387.7	394.3	399.3	400.8	400.4	399.0	399.0	393.9
22.5°	380.5	383.0	391.0	399.7	408.8	413.9	414.2	413.1	410.2	409.5	403.3
25°	397.5	400.4	407.7	418.9	425.8	429.8	428.7	425.1	422.2	419.7	413.1
27.5°	424.0	426.2	433.4	441.1	445.0	446.5	442.1	437.1	433.8	432.7	424.0
30°	451.2	454.1	459.9	464.6	467.9	463.5	456.7	450.8	447.9	447.2	439.2
32.5°	484.6	484.9	488.9	490.0	490.4	483.1	473.7	468.3	467.2	465.7	459.6
35°	515.0	516.9	516.1	515.8	512.5	503.4	495.5	492.2	491.1	490.7	485.7
37.5°	542.3	545.2	543.3	540.1	536.1	528.8	520.5	516.9	520.5	518.3	519.4
40°	568.7	568.7	566.6	564.7	560.0	553.1	550.2	550.6	556.4	557.8	559.3
42.5°	591.6	591.2	589.0	587.6	586.9	585.4	584.0	590.9	602.1	604.3	607.5
45°	616.6	616.2	607.9	610.8	615.9	617.0	622.0	638.0	651.8	652.9	659.8
47.5°	640.9	638.0	630.0	632.9	647.4	655.1	663.4	685.9	705.1	709.1	728.3
50°	666.3	663.4	654.7	660.1	680.4	694.6	714.2	745.4	771.8	777.3	802.3
52.5°	692.8	692.4	685.5	693.9	718.9	747.5	778.4	813.6	845.8	852.7	889.7
55°	724.7	722.9	720.0	730.1	765.7	804.1	852.4	900.2	935.4	947.8	985.1
57.5°	760.6	759.9	760.2	781.3	824.1	882.5	941.6	1006.2	1064.2	1072.9	1107.7
60°	791.8	793.2	801.6	834.6	888.3	967.3	1050.4	1137.8	1189.3	1198.4	1232.5
62.5°	829.9	838.2	856.7	898.4	961.5	1057.3	1165.0	1257.5	1323.9	1342.4	1406.9
65°	921.3	927.8	962.3	1012.7	1093.2	1215.8	1339.5	1474.1	1583.6	1600.3	1655.8
67.5°	988.0	1004.7	1058.7	1141.1	1257.5	1414.2	1584.0	1746.8	1839.3	1846.9	1808.1
69°	964.8	978.6	1042.4	1141.8	1282.2	1464.6	1675.7	1845.8	1902.8	1901.3	1795.8
70°	929.3	942.0	1012.3	1108.8	1261.5	1458.8	1677.2	1846.6	1881.0	1868.0	1747.2
72.5°	778.4	789.6	855.6	956.5	1104.5	1300.3	1506.0	1621.7	1614.4	1603.5	1404.0
75°	486.0	485.3	543.0	601.4	716.4	914.4	1067.5	1160.3	1145.4	1137.1	901.3
77.5°	181.7	194.4	215.4	278.2	331.2	438.2	561.8	665.2	693.9	657.2	485.3
80°	94.7	101.6	115.3	137.5	158.1	181.0	217.6	280.0	289.8	270.2	195.9
82.5°	74.7	83.1	96.8	115.7	130.2	121.5	114.6	118.6	117.9	112.4	99.7
85°	56.6	66.4	88.9	108.1	128.8	108.8	86.7	75.8	67.5	67.8	72.2
87.5°	28.3	36.6	70.0	94.3	112.1	72.2	56.6	43.9	36.6	35.2	47.2
90°	13.7	13.7	20.1	25.5	32.9	20.7	20.3	17.4	14.5	14.4	17.9
92.5°	4.0	4.0	4.5	5.0	5.5	6.0	6.0	6.0	6.0	6.0	6.0
95°	5.0	5.0	5.5	6.0	6.5	7.0	7.0	7.0	7.0	7.0	7.0
97.5°	7.0	7.0	7.5	8.0	8.0	8.0	8.5	9.0	9.0	9.0	9.0
100°	8.0	8.0	8.5	9.0	9.5	10.0	11.0	12.0	15.6	16.5	21.0
102.5°	11.0	11.0	12.0	13.0	15.5	18.0	22.5	27.0	32.2	33.5	40.0
105°	21.0	22.0	24.5	27.0	31.5	36.0	42.0	48.0	54.0	55.5	63.0
107.5°	41.0	42.0	45.5	49.0	53.5	58.0	65.5	73.0	79.0	80.5	88.0



REPORT NUMBER: P227028

CATALOG NUMBER: ISW-AF-350-LED-E1-SL4-7050-ULG

**CANDELA DISTRIBUTION (continued):**

	0°	5°	10°	15°	20°	25°	30°	35°	39°	40°	45°
110°	66.0	68.0	71.0	74.0	80.5	87.0	94.5	102.0	106.8	108.0	114.0
112.5°	99.0	99.0	102.5	106.0	113.5	121.0	127.5	134.0	137.6	138.5	143.0
115°	140.0	139.0	143.0	147.0	153.0	159.0	163.5	168.0	170.4	171.0	174.0
117.5°	184.0	184.0	186.5	189.0	193.0	197.0	199.5	202.0	203.2	203.5	205.0
120°	225.0	223.0	224.5	226.0	229.5	233.0	235.0	237.0	239.4	240.0	243.0
122.5°	263.0	260.0	260.5	261.0	264.0	267.0	269.0	271.0	273.4	274.0	277.0
125°	298.0	294.0	295.0	296.0	297.5	299.0	302.0	305.0	307.0	307.5	310.0
127.5°	330.0	329.0	329.0	329.0	331.0	333.0	336.0	339.0	339.4	339.5	340.0
130°	363.0	361.0	361.5	362.0	364.0	366.0	368.0	370.0	370.8	371.0	372.0
132.5°	396.0	394.0	393.5	393.0	397.0	401.0	402.5	404.0	404.4	404.5	405.0
135°	429.0	426.0	426.0	426.0	429.0	432.0	433.5	435.0	435.8	436.0	437.0
137.5°	460.0	457.0	458.0	459.0	459.5	460.0	462.0	464.0	465.6	466.0	468.0
140°	488.0	485.0	486.0	487.0	488.0	489.0	490.0	491.0	493.4	494.0	497.0
142.5°	518.0	515.0	516.0	517.0	517.5	518.0	519.5	521.0	522.6	523.0	525.0
145°	550.0	546.0	545.0	544.0	545.5	547.0	548.5	550.0	550.4	550.5	551.0
147.5°	575.0	572.0	571.5	571.0	572.5	574.0	574.0	574.0	574.4	574.5	575.0
150°	595.0	592.0	592.5	593.0	593.0	593.0	593.0	593.0	593.0	593.0	593.0
152.5°	611.0	608.0	608.0	608.0	608.5	609.0	609.5	610.0	610.0	610.0	610.0
155°	629.0	625.0	625.0	625.0	626.0	627.0	628.5	630.0	629.2	629.0	628.0
157.5°	646.0	643.0	643.0	643.0	643.5	644.0	645.0	646.0	645.6	645.5	645.0
160°	663.0	660.0	659.5	659.0	657.5	656.0	655.5	655.0	655.0	655.0	655.0
162.5°	673.0	669.0	669.0	669.0	667.0	665.0	663.0	661.0	661.8	662.0	663.0
165°	681.0	678.0	677.0	676.0	676.0	676.0	674.5	673.0	673.0	673.0	673.0
167.5°	690.0	687.0	685.5	684.0	685.0	686.0	687.0	688.0	686.8	686.5	685.0
170°	698.0	695.0	693.5	692.0	692.0	692.0	692.5	693.0	692.2	692.0	691.0
172.5°	699.0	697.0	696.0	695.0	694.0	693.0	691.5	690.0	690.0	690.0	690.0
175°	700.0	698.0	697.5	697.0	696.0	695.0	693.0	691.0	690.6	690.5	690.0
177.5°	707.0	705.0	702.5	700.0	699.5	699.0	698.0	697.0	696.2	696.0	695.0
180°	700.0	700.0	700.0	700.0	700.0	700.0	700.0	700.0	700.0	700.0	700.0





REPORT NUMBER: P227028

CATALOG NUMBER: ISW-AF-350-LED-E1-SL4-7050-ULG

**CANDELA DISTRIBUTION (continued):**

	50°	55°	60°	65°	70°	75°	80°	85°	90°	95°	100°
0°	374.3	374.3	374.3	374.3	374.3	374.3	374.3	374.3	374.3	374.3	374.3
2.5°	378.7	378.7	377.9	377.6	376.5	375.0	374.0	372.1	371.1	369.2	367.1
5°	374.0	372.5	371.8	370.3	368.2	366.3	364.2	361.6	358.7	355.1	351.1
7.5°	367.8	365.6	363.1	362.3	359.8	357.6	355.1	351.5	347.5	340.9	335.9
10°	365.2	363.1	360.9	359.4	356.2	353.6	350.7	346.0	340.9	332.2	322.8
12.5°	367.8	365.6	363.4	360.9	358.0	355.1	351.1	345.3	338.4	327.2	315.6
15°	374.0	371.8	368.2	365.6	361.6	359.1	353.6	347.1	337.0	323.2	307.9
17.5°	380.8	377.6	374.3	370.3	366.7	363.4	357.6	349.3	336.6	320.3	300.7
20°	387.4	383.7	378.7	375.8	372.1	367.4	361.3	351.1	335.9	314.5	293.1
22.5°	395.0	390.3	384.8	381.6	378.7	374.7	367.4	354.4	335.9	311.2	284.4
25°	404.8	398.6	393.2	389.9	388.1	385.2	376.5	362.0	338.4	309.4	277.1
27.5°	416.4	408.4	403.7	401.5	401.2	399.0	390.3	372.1	344.2	309.4	270.2
30°	430.2	423.3	417.1	417.1	421.5	420.0	410.2	387.7	353.3	310.5	265.1
32.5°	449.4	442.5	438.9	442.5	447.2	448.7	437.4	409.9	368.2	315.6	260.1
35°	477.7	473.3	470.8	476.2	485.7	489.3	475.5	442.9	389.9	325.4	257.2
37.5°	515.0	511.8	508.5	517.9	535.7	543.0	523.0	481.0	421.1	341.7	255.7
40°	557.8	558.2	561.8	580.7	597.7	613.0	590.5	538.6	463.9	364.9	257.2
42.5°	608.6	612.6	624.9	651.1	684.1	696.0	674.3	608.3	517.2	392.8	260.8
45°	671.7	682.3	703.3	742.1	782.0	800.5	769.7	696.0	584.3	437.4	270.9
47.5°	738.8	762.1	797.6	844.8	891.2	903.1	865.1	775.5	650.0	477.0	286.5
50°	824.8	853.1	888.6	945.2	994.5	1001.8	951.4	849.1	707.3	511.4	301.4
52.5°	905.0	943.4	988.7	1054.4	1104.5	1095.4	1030.1	914.8	752.6	535.0	309.8
55°	1014.5	1054.4	1105.5	1162.8	1212.5	1190.8	1101.5	970.6	788.9	552.4	312.3
57.5°	1139.6	1170.1	1220.2	1278.9	1311.6	1274.2	1171.9	1025.0	823.4	552.8	292.3
60°	1262.6	1298.1	1353.3	1410.9	1429.1	1364.5	1220.9	1033.4	789.3	493.3	233.9
62.5°	1444.7	1480.6	1508.5	1517.9	1485.3	1355.4	1163.9	945.2	680.4	389.2	165.8
65°	1648.2	1607.5	1553.5	1502.7	1413.8	1216.5	1003.6	776.6	528.1	260.1	114.3
67.5°	1701.5	1577.8	1460.3	1347.1	1181.3	968.8	757.0	546.2	338.8	148.0	77.6
69°	1646.0	1465.3	1334.4	1154.9	983.7	725.1	521.6	350.0	202.4	103.0	64.9
70°	1544.4	1356.5	1179.2	986.9	762.1	553.9	346.8	229.2	132.0	75.1	58.4
72.5°	1165.4	931.8	718.2	466.4	284.4	157.8	111.0	79.4	62.7	55.1	50.1
75°	673.9	448.7	293.8	156.7	92.9	68.9	60.2	53.7	49.7	47.9	43.5
77.5°	284.4	177.7	120.4	88.1	62.4	53.3	46.4	42.8	42.4	41.3	37.4
80°	129.5	111.0	94.7	66.4	47.5	40.6	35.5	34.8	35.5	34.5	30.5
82.5°	96.1	94.7	79.1	51.1	36.3	27.2	22.1	23.2	26.1	28.3	24.7
85°	80.2	80.2	66.4	38.1	23.9	17.4	17.0	19.2	21.8	23.6	19.9
87.5°	73.6	70.7	38.1	19.6	13.8	11.2	10.5	9.4	9.4	16.3	13.8
90°	14.3	10.3	9.8	10.5	10.8	10.5	10.2	8.8	8.8	8.8	9.8
92.5°	6.5	7.0	7.0	7.0	6.5	6.0	6.0	6.0	6.0	6.0	6.0
95°	7.0	7.0	7.5	8.0	7.5	7.0	7.0	7.0	7.0	7.0	7.0
97.5°	10.5	12.0	11.0	10.0	9.5	9.0	8.5	8.0	8.0	8.0	8.5
100°	25.0	29.0	27.5	26.0	24.5	23.0	21.0	19.0	19.0	19.0	21.0
102.5°	45.0	50.0	48.5	47.0	44.5	42.0	40.5	39.0	38.0	39.0	40.5
105°	67.5	72.0	71.0	70.0	67.5	65.0	63.0	61.0	61.0	61.0	63.0
107.5°	91.5	95.0	94.5	94.0	92.0	90.0	88.5	87.0	86.0	87.0	88.5



REPORT NUMBER: P227028

CATALOG NUMBER: ISW-AF-350-LED-E1-SL4-7050-ULG

**CANDELA DISTRIBUTION (continued):**

	50°	55°	60°	65°	70°	75°	80°	85°	90°	95°	100°
110°	117.0	120.0	120.5	121.0	120.0	119.0	117.5	116.0	117.0	116.0	117.5
112.5°	145.5	148.0	149.0	150.0	149.5	149.0	148.0	147.0	147.0	147.0	148.0
115°	176.5	179.0	180.5	182.0	180.5	179.0	178.0	177.0	178.0	177.0	178.0
117.5°	208.0	211.0	213.0	215.0	212.5	210.0	209.0	208.0	209.0	208.0	209.0
120°	244.5	246.0	248.0	250.0	247.5	245.0	244.0	243.0	243.0	243.0	244.0
122.5°	278.0	279.0	281.0	283.0	280.5	278.0	277.0	276.0	277.0	276.0	277.0
125°	311.5	313.0	314.0	315.0	312.5	310.0	310.0	310.0	310.0	310.0	310.0
127.5°	342.5	345.0	345.5	346.0	346.0	346.0	345.5	345.0	347.0	345.0	345.5
130°	374.5	377.0	379.0	381.0	381.0	381.0	380.0	379.0	380.0	379.0	380.0
132.5°	408.0	411.0	413.5	416.0	415.0	414.0	414.0	414.0	415.0	414.0	414.0
135°	440.0	443.0	445.5	448.0	447.5	447.0	448.5	450.0	451.0	450.0	448.5
137.5°	470.5	473.0	474.0	475.0	475.5	476.0	478.5	481.0	482.0	481.0	478.5
140°	498.5	500.0	501.0	502.0	503.0	504.0	506.5	509.0	511.0	509.0	506.5
142.5°	526.0	527.0	530.0	533.0	533.0	533.0	533.5	534.0	536.0	534.0	533.5
145°	553.5	556.0	559.0	562.0	561.5	561.0	559.5	558.0	560.0	558.0	559.5
147.5°	577.5	580.0	582.5	585.0	585.5	586.0	584.5	583.0	585.0	583.0	584.5
150°	595.0	597.0	598.5	600.0	601.5	603.0	604.5	606.0	610.0	606.0	604.5
152.5°	610.5	611.0	612.5	614.0	616.0	618.0	620.5	623.0	628.0	623.0	620.5
155°	627.0	626.0	628.5	631.0	633.5	636.0	637.0	638.0	641.0	638.0	637.0
157.5°	644.5	644.0	646.0	648.0	649.0	650.0	650.0	650.0	655.0	650.0	650.0
160°	656.5	658.0	661.0	664.0	662.5	661.0	660.5	660.0	666.0	660.0	660.5
162.5°	665.0	667.0	669.0	671.0	670.5	670.0	669.0	668.0	674.0	668.0	669.0
165°	672.5	672.0	674.5	677.0	678.5	680.0	679.0	678.0	682.0	678.0	679.0
167.5°	681.5	678.0	681.0	684.0	686.0	688.0	688.0	688.0	694.0	688.0	688.0
170°	688.5	686.0	687.5	689.0	691.5	694.0	695.0	696.0	701.0	696.0	695.0
172.5°	689.5	689.0	690.5	692.0	693.0	694.0	695.0	696.0	701.0	696.0	695.0
175°	690.0	690.0	692.5	695.0	695.5	696.0	695.0	694.0	699.0	694.0	695.0
177.5°	694.5	694.0	696.5	699.0	700.0	701.0	699.5	698.0	702.0	698.0	699.5
180°	700.0	700.0	700.0	700.0	700.0	700.0	700.0	700.0	700.0	700.0	700.0



REPORT NUMBER: P227028

CATALOG NUMBER: ISW-AF-350-LED-E1-SL4-7050-ULG

**CANDELA DISTRIBUTION (continued):**

	105°	110°	115°	120°	125°	130°	135°	140°	145°	150°	155°
0°	374.3	374.3	374.3	374.3	374.3	374.3	374.3	374.3	374.3	374.3	374.3
2.5°	365.2	363.8	360.2	359.4	358.4	356.9	356.5	354.7	351.1	350.4	350.7
5°	348.6	342.8	338.8	335.5	333.0	326.4	323.9	321.0	315.9	314.5	312.3
7.5°	329.0	322.1	314.1	308.3	301.4	294.5	289.1	282.2	276.7	273.5	267.7
10°	313.7	304.3	293.8	282.2	273.1	262.6	255.7	247.7	239.0	231.0	225.2
12.5°	302.1	289.1	273.8	260.1	247.0	235.8	223.4	212.2	201.3	190.4	181.0
15°	292.7	276.4	257.2	239.8	223.8	207.1	193.3	177.7	163.9	154.5	142.5
17.5°	282.6	261.5	238.7	218.4	197.7	180.3	162.9	146.5	133.5	121.1	111.4
20°	270.2	244.8	220.2	196.6	173.0	153.1	135.3	119.7	107.0	97.2	90.0
22.5°	256.4	226.7	198.0	172.3	148.7	129.1	112.4	100.8	91.4	86.0	83.8
25°	243.0	208.9	176.6	148.3	124.8	108.1	96.8	87.1	82.3	80.2	80.2
27.5°	230.7	190.8	154.9	127.3	104.5	91.4	82.7	78.7	76.5	76.5	77.6
30°	219.1	172.6	134.2	106.3	88.1	78.3	73.6	72.2	72.5	74.0	75.4
32.5°	205.7	155.2	116.4	91.4	76.5	70.0	66.4	66.7	68.6	71.1	73.6
35°	191.5	136.7	100.8	80.2	68.6	63.5	61.3	61.7	64.2	67.5	70.0
37.5°	178.8	121.9	88.9	71.5	62.7	59.5	57.7	58.0	59.8	63.8	67.1
40°	166.1	109.2	79.1	66.4	59.5	56.2	55.1	54.8	56.2	59.8	63.8
42.5°	155.2	98.3	73.3	62.7	57.3	54.4	53.0	53.0	53.7	56.6	60.6
45°	148.7	91.8	69.3	60.2	55.5	53.0	51.5	50.8	51.9	53.7	57.3
47.5°	148.7	88.5	66.7	58.4	54.0	51.9	50.1	49.7	50.1	51.9	55.5
50°	153.8	89.2	66.4	57.7	53.3	50.4	48.6	48.6	49.3	51.9	54.8
52.5°	158.1	90.7	67.5	58.4	53.3	49.7	47.5	47.2	48.2	50.8	53.3
55°	157.4	90.7	68.6	59.5	54.4	50.1	47.2	46.8	47.5	50.1	52.6
57.5°	140.7	85.2	67.5	60.2	55.9	51.9	49.0	47.9	48.6	50.8	53.0
60°	113.9	75.8	64.6	60.2	58.0	55.1	52.2	51.5	51.9	54.0	56.6
62.5°	89.2	67.5	60.9	59.8	59.1	57.7	56.6	55.9	55.9	57.7	59.8
65°	72.5	60.9	58.0	58.4	59.1	58.8	58.4	58.0	58.0	59.1	61.3
67.5°	60.6	54.8	54.0	55.1	55.9	56.2	56.6	56.2	56.6	57.7	60.2
69°	55.1	51.5	50.8	51.5	53.0	53.3	54.0	53.7	54.0	55.1	57.7
70°	51.9	49.0	48.2	49.3	50.4	50.8	51.5	51.1	51.5	52.6	55.1
72.5°	45.0	41.7	40.6	41.3	42.4	42.4	43.5	43.9	43.2	43.5	45.3
75°	38.4	34.8	33.0	33.4	33.4	33.4	34.1	34.1	33.4	33.0	33.4
77.5°	32.3	28.3	26.1	26.1	26.1	25.8	24.7	25.0	25.4	25.0	25.4
80°	25.4	22.1	19.9	19.9	19.9	19.2	18.9	18.9	19.6	20.3	19.9
82.5°	19.6	16.3	15.2	14.9	14.9	14.1	14.1	14.9	14.5	14.9	15.6
85°	14.1	11.6	10.5	10.9	10.5	9.8	10.2	11.2	11.2	10.9	11.6
87.5°	8.7	7.3	6.9	7.3	6.5	5.4	5.1	5.4	6.2	5.8	6.5
90°	10.1	9.7	9.7	8.7	8.1	7.7	7.7	8.2	9.1	9.1	8.7
92.5°	6.0	6.5	7.0	7.0	7.0	6.5	6.0	6.0	6.0	6.0	6.0
95°	7.0	7.5	8.0	7.5	7.0	7.0	7.0	7.0	7.0	7.0	7.0
97.5°	9.0	9.5	10.0	11.0	12.0	10.5	9.0	9.0	9.0	8.5	8.0
100°	23.0	24.5	26.0	27.5	29.0	25.0	21.0	16.5	12.0	11.0	10.0
102.5°	42.0	44.5	47.0	48.5	50.0	45.0	40.0	33.5	27.0	22.5	18.0
105°	65.0	67.5	70.0	71.0	72.0	67.5	63.0	55.5	48.0	42.0	36.0
107.5°	90.0	92.0	94.0	94.5	95.0	91.5	88.0	80.5	73.0	65.5	58.0



REPORT NUMBER: P227028  
 CATALOG NUMBER: ISW-AF-350-LED-E1-SL4-7050-ULG

REPORT N  
 CATALOG

**CANDELA DISTRIBUTION (continued):**

**CANDELA**

	105°	110°	115°	120°	125°	130°	135°	140°	145°	150°	155°	
110°	119.0	120.0	121.0	120.5	120.0	117.0	114.0	108.0	102.0	94.5	87.0	0°
112.5°	149.0	149.5	150.0	149.0	148.0	145.5	143.0	138.5	134.0	127.5	121.0	2.5°
115°	179.0	180.5	182.0	180.5	179.0	176.5	174.0	171.0	168.0	163.5	159.0	5°
117.5°	210.0	212.5	215.0	213.0	211.0	208.0	205.0	203.5	202.0	199.5	197.0	7.5°
120°	245.0	247.5	250.0	248.0	246.0	244.5	243.0	240.0	237.0	235.0	233.0	10°
122.5°	278.0	280.5	283.0	281.0	279.0	278.0	277.0	274.0	271.0	269.0	267.0	12.5°
125°	310.0	312.5	315.0	314.0	313.0	311.5	310.0	307.5	305.0	302.0	299.0	15°
127.5°	346.0	346.0	346.0	345.5	345.0	342.5	340.0	339.5	339.0	336.0	333.0	17.5°
130°	381.0	381.0	381.0	379.0	377.0	374.5	372.0	371.0	370.0	368.0	366.0	20°
132.5°	414.0	415.0	416.0	413.5	411.0	408.0	405.0	404.5	404.0	402.5	401.0	22.5°
135°	447.0	447.5	448.0	445.5	443.0	440.0	437.0	436.0	435.0	433.5	432.0	25°
137.5°	476.0	475.5	475.0	474.0	473.0	470.5	468.0	466.0	464.0	462.0	460.0	27.5°
140°	504.0	503.0	502.0	501.0	500.0	498.5	497.0	494.0	491.0	490.0	489.0	30°
142.5°	533.0	533.0	533.0	530.0	527.0	526.0	525.0	523.0	521.0	519.5	518.0	32.5°
145°	561.0	561.5	562.0	559.0	556.0	553.5	551.0	550.5	550.0	548.5	547.0	35°
147.5°	586.0	585.5	585.0	582.5	580.0	577.5	575.0	574.5	574.0	574.0	574.0	37.5°
150°	603.0	601.5	600.0	598.5	597.0	595.0	593.0	593.0	593.0	593.0	593.0	40°
152.5°	618.0	616.0	614.0	612.5	611.0	610.5	610.0	610.0	610.0	609.5	609.0	42.5°
155°	636.0	633.5	631.0	628.5	626.0	627.0	628.0	629.0	630.0	628.5	627.0	45°
157.5°	650.0	649.0	648.0	646.0	644.0	644.5	645.0	645.5	646.0	645.0	644.0	47.5°
160°	661.0	662.5	664.0	661.0	658.0	656.5	655.0	655.0	655.0	655.5	656.0	50°
162.5°	670.0	670.5	671.0	669.0	667.0	665.0	663.0	662.0	661.0	663.0	665.0	52.5°
165°	680.0	678.5	677.0	674.5	672.0	672.5	673.0	673.0	673.0	674.5	676.0	55°
167.5°	688.0	686.0	684.0	681.0	678.0	681.5	685.0	686.5	688.0	687.0	686.0	57.5°
170°	694.0	691.5	689.0	687.5	686.0	688.5	691.0	692.0	693.0	692.5	692.0	60°
172.5°	694.0	693.0	692.0	690.5	689.0	689.5	690.0	690.0	690.0	691.5	693.0	62.5°
175°	696.0	695.5	695.0	692.5	690.0	690.0	690.0	690.5	691.0	693.0	695.0	65°
177.5°	701.0	700.0	699.0	696.5	694.0	694.5	695.0	696.0	697.0	698.0	699.0	67.5°
180°	700.0	700.0	700.0	700.0	700.0	700.0	700.0	700.0	700.0	700.0	700.0	69°
												70°
												72.5°
												75°
												77.5°
												80°
												82.5°
												85°
												87.5°
												90°
												92.5°
												95°
												97.5°
												100°
												102.5°
												105°
												107.5°

NUMBER: P227028  
 NUMBER: ISW-AF-350-LED-E1-SL4-7050-ULG

REPORT NUMBER: P  
 CATALOG NUMBER:

**DISTRIBUTION (continued):**

160°	165°	170°	175°	180°
374.3	374.3	374.3	374.3	374.3
348.2	349.3	344.6	346.8	345.3
310.1	308.3	307.9	306.9	304.7
265.5	264.1	259.7	261.2	257.9
219.4	219.1	211.1	211.5	207.5
177.0	170.5	167.2	162.5	165.0
137.1	131.7	124.8	123.0	125.5
103.4	97.9	94.7	91.8	90.7
85.6	82.3	80.5	79.4	78.7
82.7	82.0	81.6	80.9	80.5
80.9	81.6	81.6	81.6	80.9
79.1	80.5	80.9	80.5	79.8
77.3	78.3	78.3	78.0	76.9
74.7	75.8	75.8	75.4	74.7
71.8	72.5	72.9	72.9	73.3
69.6	70.4	71.1	71.8	72.9
67.1	68.2	68.6	70.0	71.5
63.8	65.3	66.0	67.1	68.6
60.6	62.4	62.7	64.2	65.7
59.1	60.6	60.6	61.7	62.7
57.3	58.0	57.7	58.4	58.8
55.5	56.2	55.9	56.6	56.9
54.0	54.8	55.5	56.2	56.6
54.8	55.9	56.2	57.3	57.7
58.0	59.5	60.9	62.4	63.5
61.3	63.1	66.4	72.9	75.4
63.1	65.7	73.3	84.5	87.8
62.0	65.3	74.4	86.3	90.3
59.8	62.4	72.2	84.5	88.1
56.9	59.5	69.3	82.7	86.0
46.1	47.5	58.4	71.1	73.3
33.7	34.8	43.2	48.2	47.9
26.1	27.6	30.5	30.8	30.5
20.7	21.4	22.9	22.9	23.2
16.0	16.3	17.0	16.3	16.0
12.0	11.6	11.2	10.9	10.5
6.9	6.9	5.8	5.1	4.7
8.2	8.1	7.1	5.7	5.0
5.5	5.0	4.5	4.0	4.0
6.5	6.0	5.5	5.0	5.0
8.0	8.0	7.5	7.0	7.0
9.5	9.0	8.5	8.0	8.0
15.5	13.0	12.0	11.0	11.0
31.5	27.0	24.5	22.0	21.0
53.5	49.0	45.5	42.0	41.0

**CANDELA DISTRIBUTION:**

	160°
110°	80.5
112.5°	113.5
115°	153.0
117.5°	193.0
120°	229.5
122.5°	264.0
125°	297.5
127.5°	331.0
130°	364.0
132.5°	397.0
135°	429.0
137.5°	459.5
140°	488.0
142.5°	517.5
145°	545.5
147.5°	572.5
150°	593.0
152.5°	608.5
155°	626.0
157.5°	643.5
160°	657.5
162.5°	667.0
165°	676.0
167.5°	685.0
170°	692.0
172.5°	694.0
175°	696.0
177.5°	699.5
180°	700.0

'227028

ISW-AF-350-LED-E1-SL4-7050-ULG

**TION (continued):**

165°	170°	175°	180°
74.0	71.0	68.0	66.0
106.0	102.5	99.0	99.0
147.0	143.0	139.0	140.0
189.0	186.5	184.0	184.0
226.0	224.5	223.0	225.0
261.0	260.5	260.0	263.0
296.0	295.0	294.0	298.0
329.0	329.0	329.0	330.0
362.0	361.5	361.0	363.0
393.0	393.5	394.0	396.0
426.0	426.0	426.0	429.0
459.0	458.0	457.0	460.0
487.0	486.0	485.0	488.0
517.0	516.0	515.0	518.0
544.0	545.0	546.0	550.0
571.0	571.5	572.0	575.0
593.0	592.5	592.0	595.0
608.0	608.0	608.0	611.0
625.0	625.0	625.0	629.0
643.0	643.0	643.0	646.0
659.0	659.5	660.0	663.0
669.0	669.0	669.0	673.0
676.0	677.0	678.0	681.0
684.0	685.5	687.0	690.0
692.0	693.5	695.0	698.0
695.0	696.0	697.0	699.0
697.0	697.5	698.0	700.0
700.0	702.5	705.0	707.0
700.0	700.0	700.0	700.0

(END OF REPORT)